

# Pharmacy Market Watch

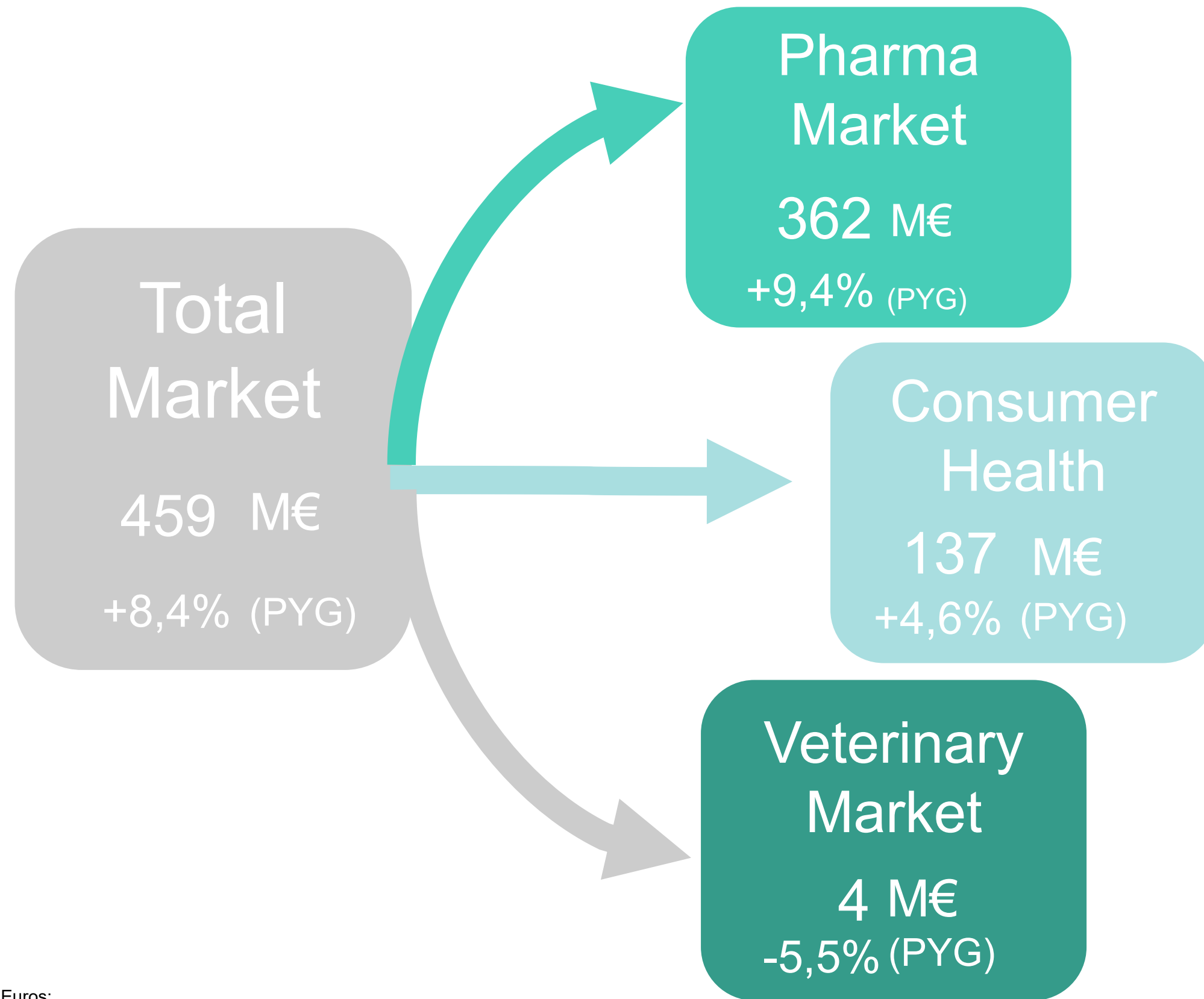
June 2026

Marketing Team

[HMR.marketing@HMR.co.com](mailto:HMR.marketing@HMR.co.com)

Pharmacy Total Market – Sell Out Value and Units

June 2026



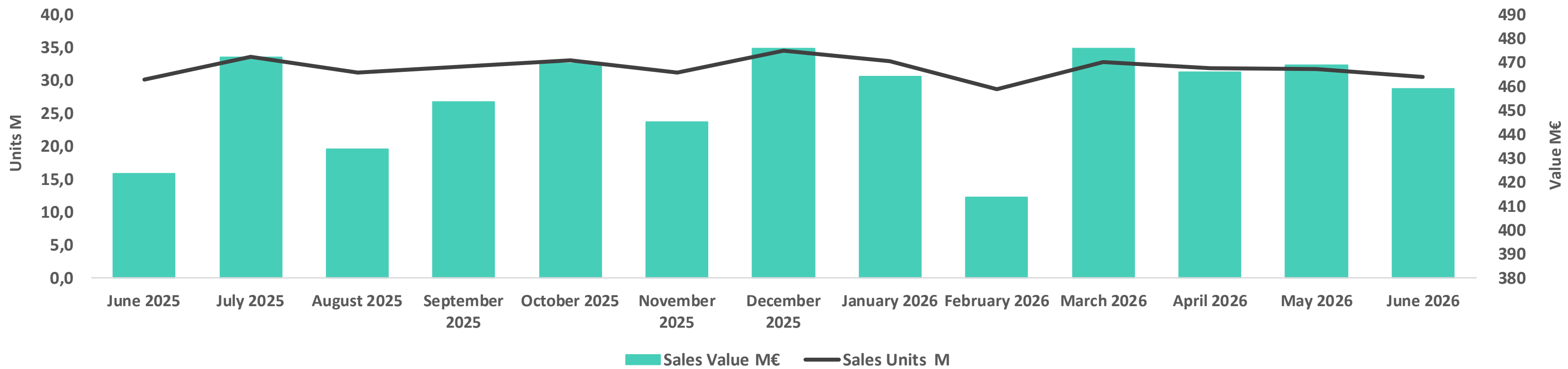
Relative Segment Contribution (Value)

RX Market	69%
Consumer Health	30%

Pharmacy Total Market – Sell Out Value and Units

June 2026

Monthly Evolution Sell Out - Value (M.€) And Units (M.)



There is a variation in sales in the last month, compared to the same month of the previous year of **8,4%** and **1,2%** in value and units, respectively.

Pharma Market – Sell Out Value and Units

June 2026

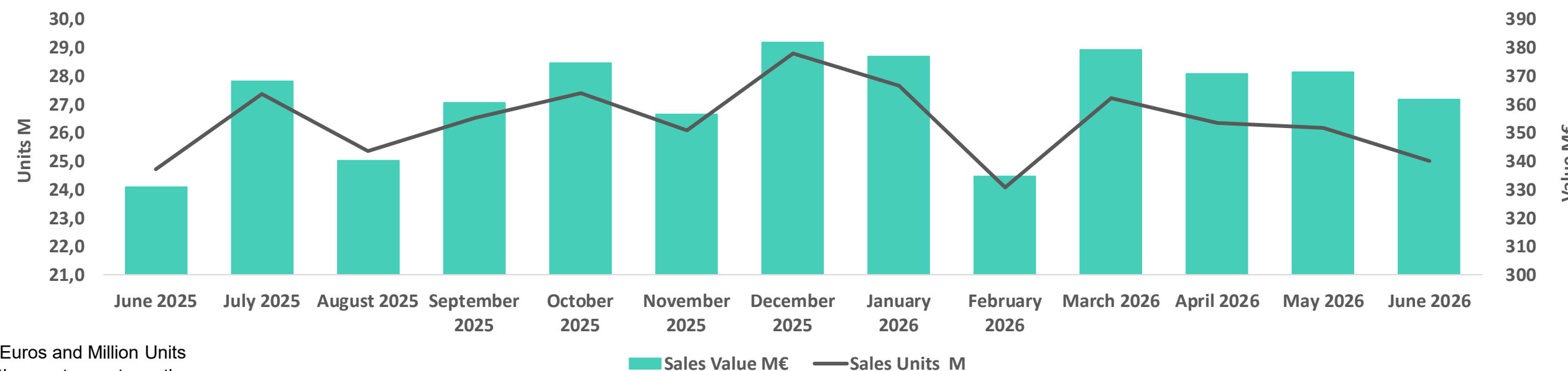
Top 5 ATC3 With The Most Competitive Dynamics

Rank Var. Abs.	ATC3	Var. Abs. M€ PYG	Var. PYG%
1	A10S - Agonista do GLP-1	13,99 M€	73,3%
2	A10P - Antidiabéticos inibidores do co-transportador de sódio e glucose 2 (SGLT2)	3,50 M€	12,5%
3	A08A - Preparações anti-obesidade excluindo produtos dietéticos	2,13 M€	128,2%
4	C10C - Associações entre reguladores de lípidos	1,59 M€	18,1%
5	B01F - Inibidores directos do Factor Xa	1,14 M€	7,1%

Top 5 Products With Higher Performance

Rank Var. Abs.	PRODUCT	Var. Abs. M€ PYG	Var. PYG%
1	Mounjaro	11,65 M€	123,7%
2	Ozempic	2,96 M€	77,2%
3	Wegovy FlexTouch	2,44 M€	249,1%
4	Eliquis	1,21 M€	15,2%
5	Forxiga	0,82 M€	11,4%

Total Pharma Market - Sell Out - Value (M.€) and Units (M.)



**June 2026**

**Sales Units PYG% 1,1%**

**Sales Value PYG% 9,4%**

Sell Out Values and Units- Million Euros and Million Units  
 PYG% - Previous Year Growth of the most recent month.

## Branded Pharma Market – Sell Out Value and Units June 2026

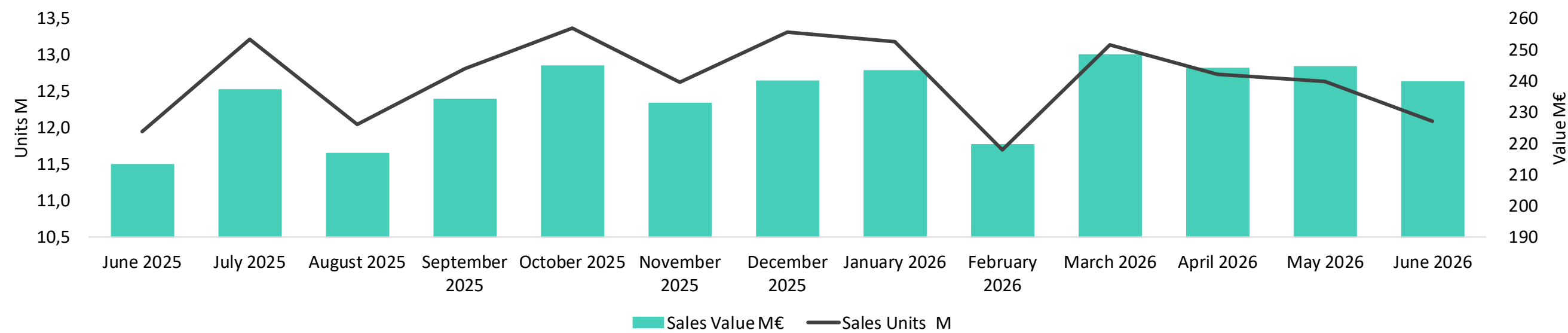
### Top 5 ATC3 With The Most Competitive Dynamics

Rank	Var. Abs.	ATC3	Var. Abs. M€ PYG	Var. PYG%
1		A10S - Agonista do GLP-1	13,99 M€	73,3%
2		A10P - Antidiabéticos inibidores do co-transportador de sódio e glucose 2 (SGLT2)	3,40 M€	12,1%
3		A08A - Preparações anti-obesidade excluindo produtos dietéticos	2,13 M€	129,9%
4		B01F - Inibidores directos do Factor Xa	1,50 M€	11,0%
5		C10C - Associações entre reguladores de lípidos	1,04 M€	12,6%

### Top 5 Products With Higher Performance

Rank	Var. Abs.	PRODUCT	Var. Abs. M€ PYG	Var. PYG%
1		Mounjaro	11,65 M€	123,7%
2		Ozempic	2,96 M€	77,2%
3		Wegovy FlexTouch	2,44 M€	249,1%
4		Eliquis	1,21 M€	15,2%
5		Forxiga	0,82 M€	11,4%

### Branded Market - Sell Out - Value (M.€) and Units (M.)



**June 2026**

**Sales Units PYG% 1,2%**

**Sales Value PYG% 12,6%**

## Generic Market – Sell Out Units

# June 2026

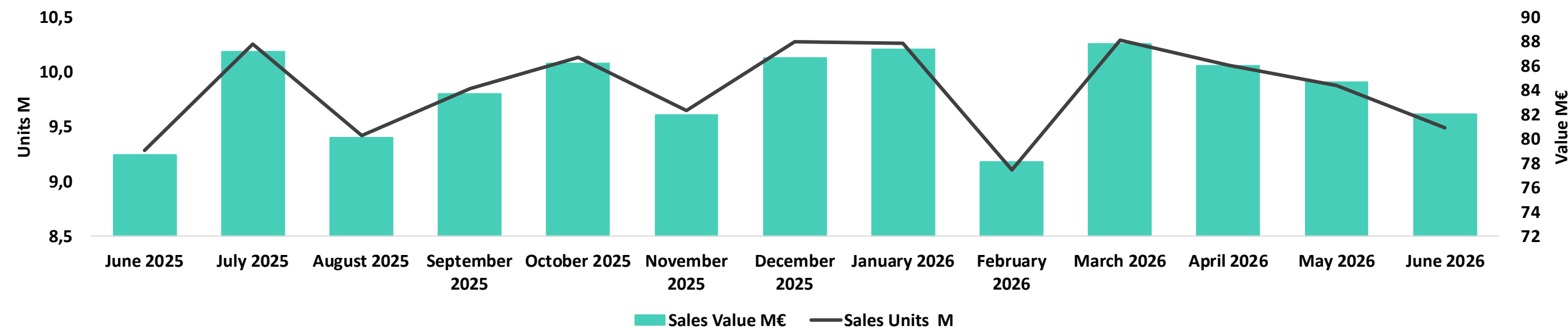
### Top 5 DCI With The Most Competitive Dynamics

Rank Var. Abs.	DCI	Var. Abs. Unid (K)	Var. PYG%
1	Atorvastatina + Ezetimiba	29,60 K	184,6%
2	Rosuvastatina	24,38 K	9,3%
3	Furosemida	20,58 K	34,2%
4	Bilastina	17,68 K	13,4%
5	Duloxetina	16,94 K	25,7%

### Top 5 Products With Higher Performance

Rank Var. Abs.	Product	Var. Abs. Unid (K)	Var. PYG%
1	Sertralina Generis (MG)	45,25 K	-
2	Ramipril Romace (MG)	25,96 K	-
3	Tramadol/Paracetamol Mylan (MG)	21,05 K	315,6%
4	Atorvastatina Aurobindo (MG)	17,45 K	32,1%
5	Esomeprazol Ratiopharm (MG)	14,33 K	27,9%

### Generic Market - Sell Out - Value (M.€) and Units (M.)



**June 2026**

**Sales Units PYG% 2,2%**

**Sales Value PYG% 4,2%**

# Consumer Healthcare Market – Sell Out Value and Units

## June 2026

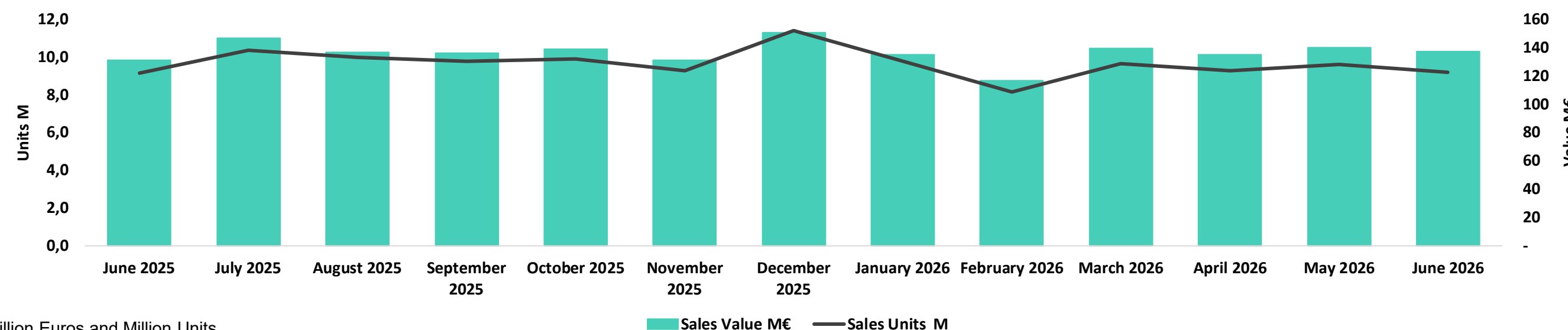
### Top 5 HMR 3 With The Most Competitive Dynamics

Rank Var. Abs.	HMR3	Var. Abs. M€ PYG	Var. PYG%
1	H26.4.12. - Medição de glicose contínua	1,03 M€	15,6%
2	H05.4.1. - Suplementos Magnésio	0,43 M€	18,8%
3	H26.4.10. - Bombas de insulina e acesssórios	0,36 M€	31,3%
4	H04.2.3. - Laxantes	0,36 M€	10,4%
5	H07.1.1. - Lubrificantes e lágrimas artificiais	0,29 M€	10,1%

### Top 5 Products With Higher Performance

Rank Var. Abs.	PRODUCT	Var. Abs. M€ PYG	Var. PYG%
1	Dexcom G7	0,79 M€	406,5%
2	Medtronic Guardian 4	0,50 M€	99,0%
3	Theahyabak	0,30 M€	-
4	Uriage Xemose C8+	0,22 M€	-
5	Tandem AutoSoft 90	0,21 M€	270,5%

### Consumer Health Market - Sell Out - Value (M.€) And Units (M.)



**June 2026**

**Sales Units PYG% 0,6%**

**Sales Value PYG% 4,6%**

## Pharmacy Market Watch

### Consumer Health Segments Performance - Top 5 Products With Higher Performance

# June 2026

## OTC

Rank Var. Abs.	PRODUCT	Var. Abs. Value	PYG %	Average Price Growth (PYG) %
	Total Market	1.323.949 €	3,2%	4,3%
1	Bioflavonóides Vasoflon	176.392 €	-	
2	Pankreoflat	133.821 €	418,8%	5,7%
3	Sildenafil Desay (MG)	115.070 €	-	
4	Bilastina Allergin (MG)	114.030 €	-	
5	Ben-u-gripe	112.013 €	-	

## Supplements

Rank Var. Abs.	PRODUCT	Var. Abs. Value	PYG %	Average Price Growth (PYG) %
	Total Market	1.342.743 €	5,9%	4,2%
1	Pure Encapsulations Magnésio	116.477 €	246,6%	5,3%
2	ZzzQuil Sono	113.488 €	756,8%	5,6%
3	Fisiogen Ferro Forte	107.856 €	31,9%	2,1%
4	Magnesium-OK Mulher 50+	81.792 €	103,3%	32,1%
5	ZzzQuil Sono Forte	81.022 €	201,5%	-11,8%

## Personal Care

Rank Var. Abs.	PRODUCT	Var. Abs. Value	PYG %	Average Price Growth (PYG) %
	Total Market	467.419 €	1,6%	0,7%
1	Uriage Xemose C8+	221.527 €	-	
2	Anthelios	102.483 €	17,1%	2,8%
3	Cicalfate+	71.738 €	19,2%	6,4%
4	CeraVe Solar	67.404 €	-	
5	Lipikar Baume AP+Max	64.843 €	-	

## Pharmacy Market Watch

### Consumer Health Segments Performance - Top 5 Products With Higher Performance

# June 2026

## Patient Care

Rank Var. Abs.	PRODUCT	Var. Abs. Value	PYG %	Average Price Growth (PYG) %
	Total Market	1.934.476 €	5,9%	5,2%
1	Dexcom G7	785.565 €	406,5%	0,0%
2	Medtronic Guardian 4	500.628 €	99,0%	0,0%
3	Theahyabak	304.723 €	-	
4	Tandem AutoSoft 90	210.183 €	270,5%	0,0%
5	Accu-Chek SmartGuide	190.656 €	359728,5%	-8,5%

## Nutrition

Rank Var. Abs.	PRODUCT	Var. Abs. Value	PYG %	Average Price Growth (PYG) %
	Total Market	966.400 €	23,0%	3,5%
1	Meritene Clinical Extra Protein	82.239 €	99,2%	1,5%
2	Glytactin RTD 15	77.997 €	176,0%	-0,6%
3	Meritene Clinical Diabet	72.979 €	-	
4	Fortimel Compact Protein	55.178 €	54,7%	-0,1%
5	Meritene Clinical Protein 1.25	52.288 €	-	

## Veterinary Market – Sell Out Value and Units

# June 2026

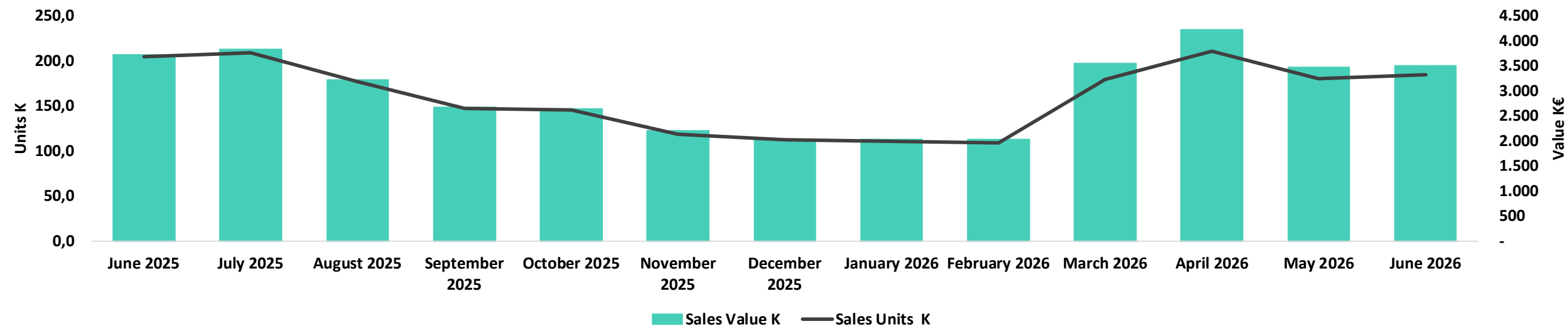
### Top 5 HMR 3 With The Most Competitive Dynamics

Rank Var. Abs.	HMR3	Var. Abs. Value	Var. PYG%
1	H21.11.1. - Terapêutica cardíaca	17.935 €	17,5%
2	H21.2.3. - Antiparasitários internos e externos	12.205 €	3,5%
3	H21.5.1. - Anti-inflamatórios sistémicos	9.610 €	11,2%
4	H21.6.9. - Fármacos usados na diabetes	7.961 €	39,4%
5	H21.13.1. - Antineoplásicos	6.889 €	65,0%

### Top 5 Products With Higher Performance

Rank Var. Abs.	PRODUCT	Var. Abs. Value	Var. PYG%
1	AdTab	26.126 €	11,8%
2	Cardisure Flavoured	12.873 €	27,0%
3	Drontal Puppy	10.364 €	271,0%
4	Nexgard Spectra	9.089 €	7,3%
5	Zenrelia	8.585 €	-

### Veterinary Market - Sell Out - Value (K) and Units (K)



**June 2026**

**Sales Units PYG% -9,9%**

**Sales Value PYG% -5,5%**

# Data Specification



## HMR Pharmacy Universe

Pharmacies in Portugal (Mainland and Islands) with sales to the public – 2910.

## HMR Pharmacy Panel

This report is based on a panel of 2,620 pharmacies out of a total of 2,910 belonging to the Universe considered in the HMR study. All pharmacies in mainland Portugal and the islands with sales to the public were considered. Numerical coverage = 90% for the current month.

## Scope

Monthly evolution of the Pharmacy Market in Portugal.

## Periodicity

Monthly

## Periods of time in the report

Monthly data with 25 months historical data.

## Measures included in the report:

Sell Out (SO) – Sales from the pharmacy to final consumer. Sales in value are assessed at Street Price (the actual retail price to the consumer).

Average Price – Average Price of all pharmacies regarding products sold.

## Segments

- **Pharma Market** – Includes all RX and Non-RX products with AIM\* in Portugal that can be dispensed in community pharmacies.
- **Prescription Medicines** – Covers all RX Prescription Medicines for human use with AIM that can be sold in community pharmacies:
  - **Prescription Branded Medicines** – Includes RX Prescription Medicines Non-Generics with AIM in Portugal, sold in community pharmacies.
  - **Prescription Generic Medicines** – Includes RX Generics and Non-RX Generics with AIM in Portugal, sold in community pharmacies.

- **Consumer Health** – Covers all Non-RX Prescription Medicines, OTC, Supplements, Personal Care, Patient Care, Nutrition, Homeopathic, for human use that can be sold in community pharmacies.
  - **OTC** – Over The Counter (Non-RX Medicines).
    - **Non-Prescription branded OTC** – Includes OTC medicines Non-Generics with AIM in Portugal, sold in community pharmacies.
    - **Non-Prescription generic OTC** – Includes Generics-OTC medicines with AIM in Portugal, sold in community pharmacies.
  - **Nutrition** – Composed of nutrition products, including food for special medical purposes, special diets, and weight-loss diets. It also includes infant formulas.
  - **Patient Care** – Composed of products for patient care. Includes medical devices for multiple indications and various accessories.
  - **Personal Care** – Includes all products intended for personal care, encompassing health and well-being products (dermo cosmetics and personal hygiene).
  - **Supplements** – Includes food supplements used to complement a normal diet.
  - **Homeopathic** – Includes homeopathic products with simplified registration. Excludes homeopathic medicines with AIM in Portugal.
- **Veterinary** – Includes veterinary medicines and health products.
- **Others** – Includes products with low market relevance, such as raw materials and compounded preparations.

\*AIM - Autorização de Introdução no Mercado

HNNO